





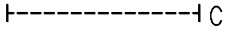









SECOND FLOOR PLAN

LIGHTING

1/8"=1'-0"

2
-

LEGEND – LIGHTING:

	A	J-BOX AND ANCHORAGE 
	D, E, K	SURFACE MOUNTED FIXTURE (RECESSED WHERE INDICATED)
	B	UNDER-CABINET STRIP LIGHT (INTEGRAL SWITCH)
	C	OVER-CABINET STRIP LIGHT
		EXHAUST FAN— PROVIDED BY MECHANICAL. CONNECTION BY ELECTRICAL.
	G	WALL MOUNTED VANITY
	H, L, R	WALL MOUNTED FIXTURE — SEE ARCHITECTURAL FOR LOCATION.
	J	TRACK LIGHTING FIXTURE
	T	CEILING MOUNTED STRIP LIGHT W/ WIRE GUARD
	S-5	SINGLE LAMP HOLDER — SEE ARCHITECTURAL FOR LOCATION.
\$		LIGHT SWITCH, SINGLE POLE
\$3		LIGHT SWITCH, 3 WAY
\$T		LIGHT SWITCH, TIMER
		SMOKE DETECTOR, IONIZATION
		ELECTRICAL PANELBOARD, FLUSH MOUNTED, TYPE DEFINED ON DRAWING
	F	RECESSED SHOWER FIXTURE (WET LOCATION)